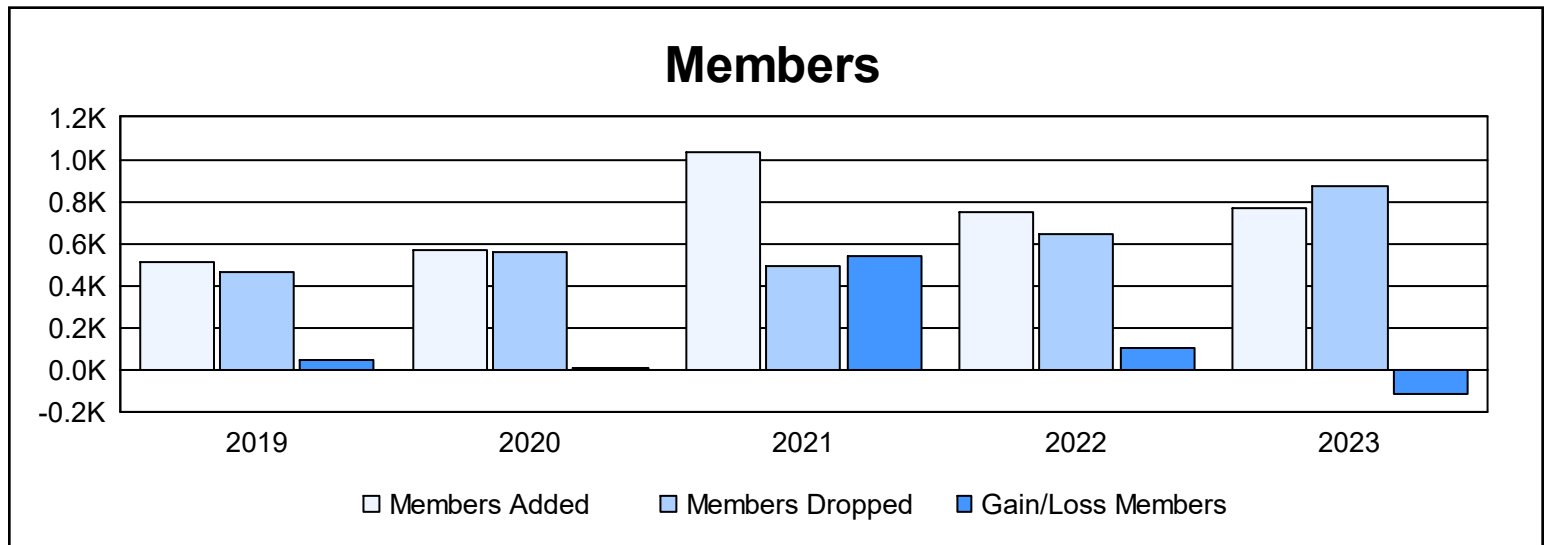
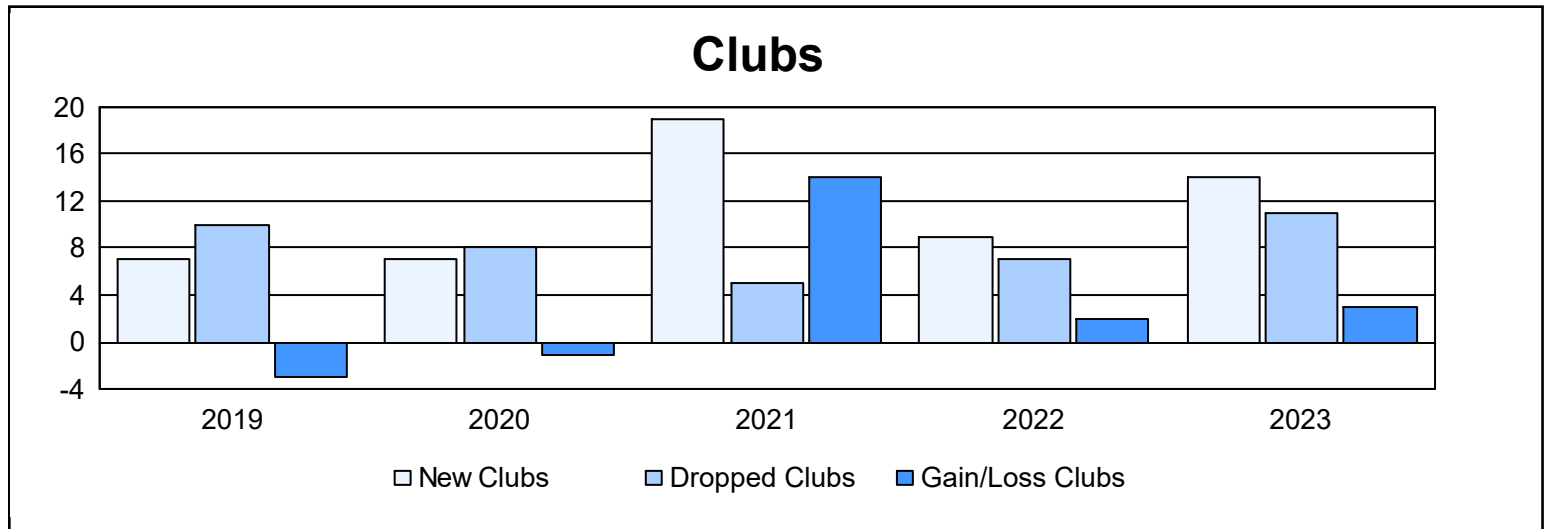
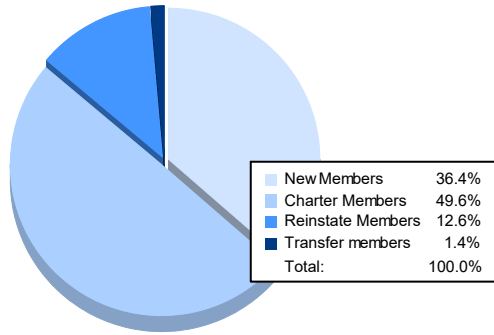


| Year | New Clubs | Dropped Clubs | Gain/ Loss Clubs | New Members | Charter Members | Reinstate Members | Transfer Members | Total Member Added | Total Members Dropped | Gain/ Loss Members |
|----------------|-----------|---------------|------------------|-------------|-----------------|-------------------|------------------|--------------------|-----------------------|--------------------|
| 2018-2019 | 7 | 10 | -3 | 316 | 175 | 14 | 5 | 510 | 460 | 50 |
| 2019-2020 | 7 | 8 | -1 | 232 | 264 | 66 | 6 | 568 | 558 | 10 |
| 2020-2021 | 19 | 5 | 14 | 503 | 502 | 27 | 2 | 1,034 | 495 | 539 |
| 2021-2022 | 9 | 7 | 2 | 483 | 238 | 26 | 3 | 750 | 643 | 107 |
| 2022-2023 | 14 | 11 | 3 | 278 | 379 | 96 | 11 | 764 | 876 | -112 |
| Average | 11 | 8 | 3 | 362 | 312 | 46 | 5 | 725 | 606 | 119 |



Membership Composition June 2023 Cumulative



Gender Composition June 2023 Cumulative

